

FORM NO. MGT-7

[Pursuant to sub-Section(1) of section 92 of the Companies Act, 2013 and sub-rule (1) of rule 11of the Companies (Management and Administration) Rules, 2014]



सत्यमेव जयते

Annual Return (other than OPCs and Small Companies)

Form language English Hindi

Refer the instruction kit for filing the form.

I. REGISTRATION AND OTHER DETAILS

(i) * Corporate Identification Number (CIN) of the company

U99999GJ1976PTC018945

Pre-fill

Global Location Number (GLN) of the company

* Permanent Account Number (PAN) of the company

AAACI4416P

(ii) (a) Name of the company

INOX INDIA PRIVATE LIMITED

(b) Registered office address

9TH FLOOR, K P PLATINA,
RACECOURSE
VADODARA
Vadodara
Gujarat
390007

(c) *e-mail ID of the company

secretarial.in@inoxcva.com

(d) *Telephone number with STD code

02656160100

(e) Website

www.inoxcva.com

(iii) Date of Incorporation

21/12/1976

(iv)	Type of the Company	Category of the Company	Sub-category of the Company
	Private Company	Company limited by shares	Indian Non-Government company

(v) Whether company is having share capital

Yes No

(vi) *Whether shares listed on recognized Stock Exchange(s)

Yes No

(vii) *Financial year From date (DD/MM/YYYY) To date (DD/MM/YYYY)

(viii) *Whether Annual general meeting (AGM) held Yes No

(a) If yes, date of AGM

(b) Due date of AGM

(c) Whether any extension for AGM granted Yes No

II. PRINCIPAL BUSINESS ACTIVITIES OF THE COMPANY

*Number of business activities

S.No	Main Activity group code	Description of Main Activity group	Business Activity Code	Description of Business Activity	% of turnover of the company
1	C	Manufacturing	C13	Other manufacturing including jewellery, musical instruments, medical instruments,	100

III. PARTICULARS OF HOLDING, SUBSIDIARY AND ASSOCIATE COMPANIES (INCLUDING JOINT VENTURES)

*No. of Companies for which information is to be given

S.No	Name of the company	CIN / FCRN	Holding/ Subsidiary/Associate/ Joint Venture	% of shares held
1	CRYOGENIC VESSEL ALTERNAT		Subsidiary	100
2	INOXCVA COMERCIO E INDUST		Subsidiary	100
3	INOXCVA EUROPE B.V.		Subsidiary	100

IV. SHARE CAPITAL, DEBENTURES AND OTHER SECURITIES OF THE COMPANY

(i) *SHARE CAPITAL

(a) Equity share capital

Particulars	Authorised capital	Issued capital	Subscribed capital	Paid up capital
Total number of equity shares	15,000,000	9,076,350	9,076,350	9,076,350
Total amount of equity shares (in Rupees)	150,000,000	90,763,500	90,763,500	90,763,500

Number of classes

Class of Shares	Authorised capital	Issued capital	Subscribed capital	Paid up capital
Equity Share of Rs. 10 each				
Number of equity shares	15,000,000	9,076,350	9,076,350	9,076,350
Nominal value per share (in rupees)	10	10	10	10
Total amount of equity shares (in rupees)	150,000,000	90,763,500	90,763,500	90,763,500

(b) Preference share capital

Particulars	Authorised capital	Issued capital	Subscribed capital	Paid-up capital
Total number of preference shares	5,000,000	0	0	0
Total amount of preference shares (in rupees)	50,000,000	0	0	0

Number of classes

1

Class of shares	Authorised capital	Issued capital	Subscribed capital	Paid up capital
Preference Share of Rs. 10 each				
Number of preference shares	5,000,000	0	0	0
Nominal value per share (in rupees)	10	10	10	10
Total amount of preference shares (in rupees)	50,000,000	0		

(c) Unclassified share capital

Particulars	Authorised Capital
Total amount of unclassified shares	0

(d) Break-up of paid-up share capital

Class of shares	Number of shares			Total nominal amount	Total Paid-up amount	Total premium
	Physical	DEMAT	Total			
Equity shares						
At the beginning of the year	8,472,416	603,934	9076350	90,763,500	90,763,500	
Increase during the year	0	0	0	0	0	0
i. Public Issues	0	0	0	0	0	0
ii. Rights issue	0	0	0	0	0	0
iii. Bonus issue	0	0	0	0	0	0
iv. Private Placement/ Preferential allotment	0	0	0	0	0	0

v. ESOPs	0	0	0	0	0	0
vi. Sweat equity shares allotted	0	0	0	0	0	0
vii. Conversion of Preference share	0	0	0	0	0	0
viii. Conversion of Debentures	0	0	0	0	0	0
ix. GDRs/ADRs	0	0	0	0	0	0
x. Others, specify						
Decrease during the year	0	0	0	0	0	0
i. Buy-back of shares	0	0	0	0	0	0
ii. Shares forfeited	0	0	0	0	0	0
iii. Reduction of share capital	0	0	0	0	0	0
iv. Others, specify						
At the end of the year	8,472,416	603,934	9076350	90,763,500	90,763,500	
Preference shares						
At the beginning of the year	0	0	0	0	0	
Increase during the year	0	0	0	0	0	0
i. Issues of shares	0	0	0	0	0	0
ii. Re-issue of forfeited shares	0	0	0	0	0	0
iii. Others, specify						
Decrease during the year	0	0	0	0	0	0
i. Redemption of shares	0	0	0	0	0	0
ii. Shares forfeited	0	0	0	0	0	0
iii. Reduction of share capital	0	0	0	0	0	0
iv. Others, specify						
At the end of the year	0	0	0	0	0	

ISIN of the equity shares of the company

(ii) Details of stock split/consolidation during the year (for each class of shares)

0

Class of shares		(i)	(ii)	(iii)
Before split / Consolidation	Number of shares			
	Face value per share			
After split / Consolidation	Number of shares			
	Face value per share			

(iii) Details of shares/Debentures Transfers since closure date of last financial year (or in the case of the first return at any time since the incorporation of the company) *

Nil
 [Details being provided in a CD/Digital Media] Yes No Not Applicable

Separate sheet attached for details of transfers Yes No

Note: In case list of transfer exceeds 10, option for submission as a separate sheet attachment or submission in a CD/Digital Media may be shown.

Date of the previous annual general meeting		<input type="text"/>	
Date of registration of transfer (Date Month Year)		<input type="text"/>	
Type of transfer	<input type="text"/>	1 - Equity, 2- Preference Shares,3 - Debentures, 4 - Stock	
Number of Shares/ Debentures/ Units Transferred	<input type="text"/>	Amount per Share/ Debenture/Unit (in Rs.)	<input type="text"/>
Ledger Folio of Transferor		<input type="text"/>	
Transferor's Name	<input type="text"/>	<input type="text"/>	<input type="text"/>
	Surname	middle name	first name
Ledger Folio of Transferee		<input type="text"/>	

Transferee's Name	<input type="text"/>	<input type="text"/>	<input type="text"/>
	Surname	middle name	first name

Date of registration of transfer (Date Month Year)	<input type="text"/>
--	----------------------

Type of transfer	<input type="text"/>	1 - Equity, 2- Preference Shares,3 - Debentures, 4 - Stock
------------------	----------------------	--

Number of Shares/ Debentures/ Units Transferred	<input type="text"/>	Amount per Share/ Debenture/Unit (in Rs.)	<input type="text"/>
---	----------------------	---	----------------------

Ledger Folio of Transferor	<input type="text"/>
----------------------------	----------------------

Transferor's Name	<input type="text"/>	<input type="text"/>	<input type="text"/>
	Surname	middle name	first name

Ledger Folio of Transferee	<input type="text"/>
----------------------------	----------------------

Transferee's Name	<input type="text"/>	<input type="text"/>	<input type="text"/>
	Surname	middle name	first name

(iv) *Debentures (Outstanding as at the end of financial year)

Particulars	Number of units	Nominal value per unit	Total value
Non-convertible debentures	0	0	0
Partly convertible debentures	0	0	0
Fully convertible debentures	0	0	0
Total			0

Details of debentures

Class of debentures	Outstanding as at the beginning of the year	Increase during the year	Decrease during the year	Outstanding as at the end of the year
Non-convertible debentures	0	0	0	0
Partly convertible debentures	0	0	0	0
Fully convertible debentures	0	0	0	0

(v) Securities (other than shares and debentures)

0

Type of Securities	Number of Securities	Nominal Value of each Unit	Total Nominal Value	Paid up Value of each Unit	Total Paid up Value
Total					

V. *Turnover and net worth of the company (as defined in the Companies Act, 2013)

(i) Turnover

5,874,398,309

(ii) Net worth of the Company

4,078,242,937

VI. (a) *SHARE HOLDING PATTERN - Promoters

S. No.	Category	Equity		Preference	
		Number of shares	Percentage	Number of shares	Percentage
1.	Individual/Hindu Undivided Family				
	(i) Indian	8,583,814	94.57	0	
	(ii) Non-resident Indian (NRI)	0	0	0	
	(iii) Foreign national (other than NRI)	0	0	0	
2.	Government				
	(i) Central Government	0	0	0	
	(ii) State Government	0	0	0	
	(iii) Government companies	0	0	0	
3.	Insurance companies	0	0	0	
4.	Banks	0	0	0	
5.	Financial institutions	0	0	0	

6.	Foreign institutional investors	0	0	0	
7.	Mutual funds	0	0	0	
8.	Venture capital	0	0	0	
9.	Body corporate (not mentioned above)	455,836	5.02	0	
10.	Others	0	0	0	
	Total	9,039,650	99.59	0	0

Total number of shareholders (promoters)

18

(b) *SHARE HOLDING PATTERN - Public/Other than promoters

S. No.	Category	Equity		Preference	
		Number of shares	Percentage	Number of shares	Percentage
1.	Individual/Hindu Undivided Family				
	(i) Indian	36,700	0.4	0	
	(ii) Non-resident Indian (NRI)	0	0	0	
	(iii) Foreign national (other than NRI)	0	0	0	
2.	Government				
	(i) Central Government	0	0	0	
	(ii) State Government	0	0	0	
	(iii) Government companies	0	0	0	
3.	Insurance companies	0	0	0	
4.	Banks	0	0	0	
5.	Financial institutions	0	0	0	
6.	Foreign institutional investors	0	0	0	
7.	Mutual funds	0	0	0	
8.	Venture capital	0	0	0	
9.	Body corporate (not mentioned above)	0	0	0	
10.	Others	0	0	0	

	Total	36,700	0.4	0	0
--	--------------	--------	-----	---	---

Total number of shareholders (other than promoters)

Total number of shareholders (Promoters+Public/
Other than promoters)

VII. *NUMBER OF PROMOTERS, MEMBERS, DEBENTURE HOLDERS
(Details, Promoters, Members (other than promoters), Debenture holders)

Details	At the beginning of the year	At the end of the year
Promoters	18	18
Members (other than promoters)	3	3
Debenture holders	0	0

VIII. DETAILS OF DIRECTORS AND KEY MANAGERIAL PERSONNEL

(A) *Composition of Board of Directors

Category	Number of directors at the beginning of the year		Number of directors at the end of the year		Percentage of shares held by directors as at the end of year	
	Executive	Non-executive	Executive	Non-executive	Executive	Non-executive
A. Promoter	1	3	1	3	19.68	27.76
B. Non-Promoter	1	0	1	0	0.33	0
(i) Non-Independent	1	0	1	0	0.33	0
(ii) Independent	0	0	0	0	0	0
C. Nominee Directors representing	0	0	0	0	0	0
(i) Banks & FIs	0	0	0	0	0	0
(ii) Investing institutions	0	0	0	0	0	0
(iii) Government	0	0	0	0	0	0
(iv) Small share holders	0	0	0	0	0	0
(v) Others	0	0	0	0	0	0
Total	2	3	2	3	20.01	27.76

Number of Directors and Key managerial personnel (who is not director) as on the financial year end date

(B) (i) *Details of directors and Key managerial personnel as on the closure of financial year

Name	DIN/PAN	Designation	Number of equity share(s) held	Date of cessation (after closure of financial year : If any)
DEVENDRA KUMAR JA	00029782	Director	539,130	
VIVEK KUMAR JAIN	00029968	Director	958,064	11/05/2021
PAVAN KUMAR JAIN	00030098	Director	1,022,378	
SIDDHARTH JAIN	00030202	Director	1,786,560	
PARAG PADMAKAR KI	00209184	Director	30,100	
PAVAN RATANLAL LO	AAKPL3184G	Company Secretar	4,600	

(ii) Particulars of change in director(s) and Key managerial personnel during the year

0

Name	DIN/PAN	Designation at the beginning / during the financial year	Date of appointment/ change in designation/ cessation	Nature of change (Appointment/ Change in designation/ Cessation)

IX. MEETINGS OF MEMBERS/CLASS OF MEMBERS/BOARD/COMMITTEES OF THE BOARD OF DIRECTORS**A. MEMBERS/CLASS /REQUISITIONED/NCLT/COURT CONVENED MEETINGS**

Number of meetings held

1

Type of meeting	Date of meeting	Total Number of Members entitled to attend meeting	Attendance	
			Number of members attended	% of total shareholding
AGM	08/08/2020	21	3	0.4

B. BOARD MEETINGS

*Number of meetings held

6

S. No.	Date of meeting	Total Number of directors associated as on the date of meeting	Attendance	
			Number of directors attended	% of attendance
1	11/07/2020	5	5	100
2	05/08/2020	5	3	60
3	08/09/2020	5	3	60

S. No.	Date of meeting	Total Number of directors associated as on the date of meeting	Attendance	
			Number of directors attended	% of attendance
4	17/12/2020	5	3	60
5	24/02/2021	5	3	60
6	27/03/2021	5	3	60

C. COMMITTEE MEETINGS

Number of meetings held

1

S. No.	Type of meeting	Date of meeting	Total Number of Members as on the date of the meeting	Attendance	
				Number of members attended	% of attendance
1	CORPORATE	27/03/2021	3	3	100

D. *ATTENDANCE OF DIRECTORS

S. No.	Name of the director	Board Meetings			Committee Meetings			Whether attended AGM held on
		Number of Meetings which director was entitled to attend	Number of Meetings attended	% of attendance	Number of Meetings which director was entitled to attend	Number of Meetings attended	% of attendance	
1	DEVENDRA K	6	1	16.67	0	0	0	No
2	VIVEK KUMAR	6	1	16.67	0	0	0	No
3	PAVAN KUMAR	6	6	100	1	1	100	No
4	SIDDHARTH .	6	6	100	1	1	100	No
5	PARAG PADMA	6	6	100	1	1	100	Yes

X. *REMUNERATION OF DIRECTORS AND KEY MANAGERIAL PERSONNEL

Nil

Number of Managing Director, Whole-time Directors and/or Manager whose remuneration details to be entered

0

S. No.	Name	Designation	Gross Salary	Commission	Stock Option/ Sweat equity	Others	Total Amount
1							0
	Total						

Number of CEO, CFO and Company secretary whose remuneration details to be entered

1

S. No.	Name	Designation	Gross Salary	Commission	Stock Option/ Sweat equity	Others	Total Amount
1	PAVAN RATANLAL	COMPANY SEC	6,892,120				6,892,120
	Total		6,892,120	0			6,892,120

Number of other directors whose remuneration details to be entered

2

S. No.	Name	Designation	Gross Salary	Commission	Stock Option/ Sweat equity	Others	Total Amount
1	SIDDHARTH JAIN	DIRECTOR	0	15,000,000			15,000,000
2	Parag Kulkarni	DIRECTOR	0			6,000,000	6,000,000
	Total		0	15,000,000	0	6,000,000	21,000,000

XI. MATTERS RELATED TO CERTIFICATION OF COMPLIANCES AND DISCLOSURES

* A. Whether the company has made compliances and disclosures in respect of applicable provisions of the Companies Act, 2013 during the year Yes No

B. If No, give reasons/observations

XII. PENALTY AND PUNISHMENT - DETAILS THEREOF

(A) DETAILS OF PENALTIES / PUNISHMENT IMPOSED ON COMPANY/DIRECTORS /OFFICERS Nil

Name of the company/ directors/ officers	Name of the court/ concerned Authority	Date of Order	Name of the Act and section under which penalised / punished	Details of penalty/ punishment	Details of appeal (if any) including present status

(B) DETAILS OF COMPOUNDING OF OFFENCES Nil

Name of the company/ directors/ officers	Name of the court/ concerned Authority	Date of Order	Name of the Act and section under which offence committed	Particulars of offence	Amount of compounding (in Rupees)

XIII. Whether complete list of shareholders, debenture holders has been enclosed as an attachment

Yes No

XIV. COMPLIANCE OF SUB-SECTION (2) OF SECTION 92, IN CASE OF LISTED COMPANIES

In case of a listed company or a company having paid up share capital of Ten Crore rupees or more or turnover of Fifty Crore rupees or more, details of company secretary in whole time practice certifying the annual return in Form MGT-8.

Name

S. Samdani

Whether associate or fellow

Associate Fellow

Certificate of practice number

2863

I/We certify that:

- (a) The return states the facts, as they stood on the date of the closure of the financial year aforesaid correctly and adequately.
(b) Unless otherwise expressly stated to the contrary elsewhere in this Return, the Company has complied with all the provisions of the Act during the financial year.
(c) The company has not, since the date of the closure of the last financial year with reference to which the last return was submitted or in the case of a first return since the date of the incorporation of the company, issued any invitation to the public to subscribe for any securities of the company.
(d) Where the annual return discloses the fact that the number of members, (except in case of a one person company), of the company exceeds two hundred, the excess consists wholly of persons who under second proviso to clause (ii) of sub-section (68) of section 2 of the Act are not to be included in reckoning the number of two hundred.

Declaration

I am Authorised by the Board of Directors of the company vide resolution no. ... VI dated 24/07/2006

(DD/MM/YYYY) to sign this form and declare that all the requirements of the Companies Act, 2013 and the rules made thereunder in respect of the subject matter of this form and matters incidental thereto have been complied with. I further declare that:

1. Whatever is stated in this form and in the attachments thereto is true, correct and complete and no information material to the subject matter of this form has been suppressed or concealed and is as per the original records maintained by the company.
2. All the required attachments have been completely and legibly attached to this form.

Note: Attention is also drawn to the provisions of Section 447, section 448 and 449 of the Companies Act, 2013 which provide for punishment for fraud, punishment for false statement and punishment for false evidence respectively.

To be digitally signed by

Director

PARAG
PADMAKAR
KULKARNI

DIN of the director

00209184

To be digitally signed by

PAVAN
RATANLAL
LOGAR

Company Secretary

Company secretary in practice

Membership number

8737

Certificate of practice number

Attachments

1. List of share holders, debenture holders
2. Approval letter for extension of AGM;
3. Copy of MGT-8;
4. Optional Attachement(s), if any

List of attachments

Attach
Attach
Attach
Attach

SHP for MGT-7.pdf MGT-8.pdf

Remove attachment

Modify

Check Form

Prescrutiny

Submit


This eForm has been taken on file maintained by the Registrar of Companies through electronic mode and on the basis of statement of correctness given by the company

**MGT-8
Certificate**


*[Pursuant to Section 92(2) of the Companies Act, 2013 and
Rule 11(2) of Companies (Management and Administration) Rules, 2014]*


We have examined the registers, records, books and papers of **Inox India Private Limited** ("Company") as required to be maintained under the Companies Act, 2013 ("Act") and the rules made thereunder for the Financial Year ended on March 31, 2021 ("review period"). In our opinion and to the best of our information and according to the examinations carried out by us and explanations furnished to us by the company, its Officers and Agents, we certify that:

- A. The Annual Return states the facts as at the close of the review period correctly and adequately.
- B. During the review period, the company has complied with provisions of the Act and Rules made thereunder in respect of:
 1. Its status under the Act;
 2. Maintenance of registers / records and making entries therein within the time prescribed therefor;
 3. Filing of Forms and Returns as stated in the Annual Return, with the Registrar of Companies, Regional Director, Central Government, the Tribunal, Court or other authorities within the prescribed time;
 4. Calling / Convening / Holding Meetings of Board of Directors or its Committees and the meetings of the members of the Company on due dates as stated in the Annual Return in respect of which meetings, proper notices were given and the proceedings have been properly recorded in the Minute Books / Registers maintained for the purpose and the same have been signed;
 5. Closure of Register of Members / Security holders. However, the Company being Private Limited, is not required to comply with the same;
 6. Advances / Loans to its Directors and / or persons or firms or companies referred in Section 185 of the Act;
 7. Contracts / Arrangements with Related Parties as specified in Section 188 of the Act;
 8. Issue or allotment or transfer or transmission or buy back of securities / redemption of preference shares or debentures / alteration or reduction of share capital / conversion of shares / securities. However, there were no such instances during the review period;
 9. Keeping in abeyance the rights to dividend, right shares and bonus shares pending registration of transfer of shares in compliance with the provisions of the Act. However, there were no such instances during the review period;
 10. Declaration / payment of dividend, transfer of unpaid / unclaimed dividend / other amounts as applicable to the Investor Education and Protection Fund in accordance with Section 125 of the Act. However, there were no such instances during the review period;



11. Signing of Audited Financial Statements as per the provisions of Section 134 of the Act and Report of Directors is as per sub-Sections (3) and (5) thereof;
12. Constitution / disclosures of the Directors, Key Managerial Personnel and the remuneration paid to them, as the case may be. However, there was no appointment, re-appointment, retirement or requirement of filling up casual vacancy during the review period;
13. Appointment / re-appointment / filling of casual vacancies of Auditors as per the provisions of Section 139 of the Act. However, there were no such instances during the review period;
14. Approvals required to be taken from the Central Government, Tribunal, Regional Director, Registrar, Court or such other authorities under the various provisions of the Act, wherever applicable;
15. Acceptance / renewal / repayment of deposits. However, the Company has not accepted any deposits as per section 73 to 76 of the Act;
16. Borrowings from its Directors, Members, Public Financial Institutions, Banks and others and Creation / Modification / Satisfaction of Charges in that respect, wherever applicable;
17. Loans and Investments or Guarantees given or providing of securities to other bodies corporate or persons falling under the provisions of Section 186 of the Act;
18. Alteration of the provisions of the Memorandum and / or Articles of Association of the Company. However, there were no such alterations.


S. Samdani
Proprietor
S. Samdani & Asso.
Company Secretaries
FCS No. 3677, CP No. 2863



PR No. # 891/2020
UDIN: F003677C000955089

Place : Vadodara
Date : September 16, 2021

MGT8IIP2021



INOXCVA
HISTORICALLY FUTURISTIC

OFFICIAL SPONSOR OF THE INDIAN OLYMPIC TEAM

INOX INDIA PVT. LTD.

Registered Office : KP Platina, 9th Floor,
Race Course, Baroda - 390007 (Gujarat) India

SHAREHOLDING PATTERN AS ON 31.3.2021

Sr.No.	First Name	Total Holding & No. of Shares	% of Share Holding	No. of Share Holders
1	BHARATI SHAH	5,332	0.06%	1
2	DEVANSH JAIN	1,629,696	17.96%	1
3	DEVENDRA KUMAR JAIN	539,130	5.94%	1
4	DEVIKA AMBUJ CHATURVEDI	120,540	1.33%	1
5	HOTZ INDUSTRIES LIMITED	36,650	0.40%	1
6	ISHITA JAIN	247,160	2.72%	1
7	LATA M RUNGTA	76,084	0.84%	1
8	KUMUD YOGENDRA GANGWAL	5334	0.06%	1
9	MANJU JAIN	55,334	0.61%	1
10	NANDITA JAIN	1,163,422	12.82%	1
11	NAYANTARA JAIN	958,794	10.56%	1
12	PAVAN KUMAR JAIN	1,022,378	11.26%	1
13	SIDDHARTH JAIN	1,786,560	19.68%	1
14	SUMAN AJMERA	5,334	0.06%	1
15	RAJNI MOHATTA	5,332	0.06%	1
16	SULAKSHANA BADJATE	5,320	0.06%	1
17	VIVEK KUMAR JAIN	958,064	10.56%	1
18	INOX LEASING & FINANCE LTD.	419,186	4.62%	1
	Total Promoters, Ass.co., Relative(A)	9,039,650	99.60%	18
19	PARAG P KULKARNI	30,100	0.33%	1
20	PAVAN LOGAR	4,600	0.05%	1
21	DEEPAK V ACHARYA	2,000	0.02%	1
	Total Employees (B)	36,700	0.40%	3
	Total Shares (A+B)	9,076,350	100.00%	21
	Rate per Share (Rs.)	10		
	Total Paid up Share Capital (Rs.)	90,763,500		



25 YEARS OF EXCELLENCE
INOX
1992 - 2017

INOX INDIA PVT LTD

CIN No. : U99999GJ1976PTC018945

9th Floor, K P Platina, Race Course, Vadodara - 390 007. Gujarat, India. Tel.: +91265 6160100 | Fax: +91265 2341449 | inox@inoxcva.com | www.inoxcva.com